



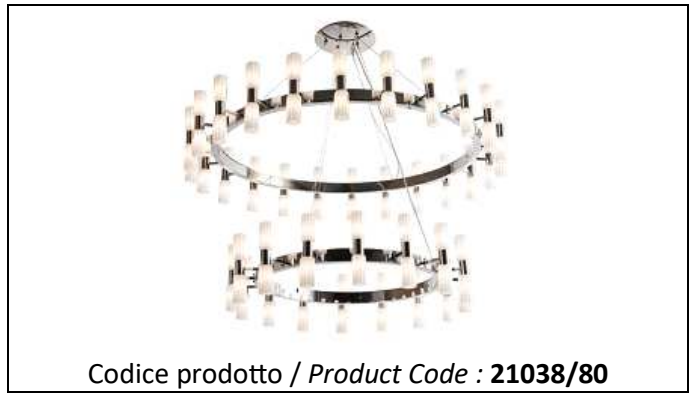
illumination design
SINCE 1972



TECHNICAL SHEETS



TECHNICAL SHEETS






MATERIALI / MATERIALS	
Struttura / Frame	Acciaio / Steel
Vetro / Glass	Soffiato e lavorato a mano con effetto ottico / Blow worked by hand with optical effect

DATI TECNICI / TECHNICAL DATA		
INFO	EUROPE	USA
Prodotto / Product	Lampadario / Chandelier	Lampadario / Chandelier
Installazione / Installation	Soffitto / Ceiling	Soffitto / Ceiling
Diametro / Diameter	145 / 105 cm.	57,08" / 41,33"
Altezza / Height	28 cm. (corpo / body)	11,02" (corpo / body)
Cavi Standard / Standard wires	300 cm.	118,11"
Rosone / Canopy	∅ 30 cm.	∅ 11,81"

SPECIFICHE ELETTRICHE / ELECTRICAL SPECIFICATIONS		
INFO	EUROPE	USA
Alimentazione / Power Supply	220-240V – 50/60Hz	100-120V – 50/60Hz
Specifiche lampade/Bulbs specifications	80xG9 4,5W led	80xG9 4,5W led
Wattaggio massimo / Max wattage	360W	360W
Tensione utilizzo / Usage voltage	220-240V – 50/60Hz + 24VDC	100-120V – 50/60Hz + 24VDC
Dimmerabilità / Dimmability	With dimmable bulbs	With dimmable bulbs

OPZIONE DECORI STANDARD / STANDARD FINISHING OPTIONS		Opzioni vetri / Glass options
 nickel / nickel  cromo / chrome  nickel satinato / satin nickel  nickel nero / black nickel  placcato rame/copper plated	 oro shadow / shadow gold  placcato oro / gold plated  ottone satinato / satin brass  brunito spazzolato/brushed bronze	 Trasparente / Transparent  Bianco / White

PESO E VOLUME / WEIGHT AND VOLUME		
 Peso Netto / Net weight Kg.55,00	 Volume M3 0,700	 Peso Lordo / Gross weight Kg.65,00

--- MADE IN ITALY ---